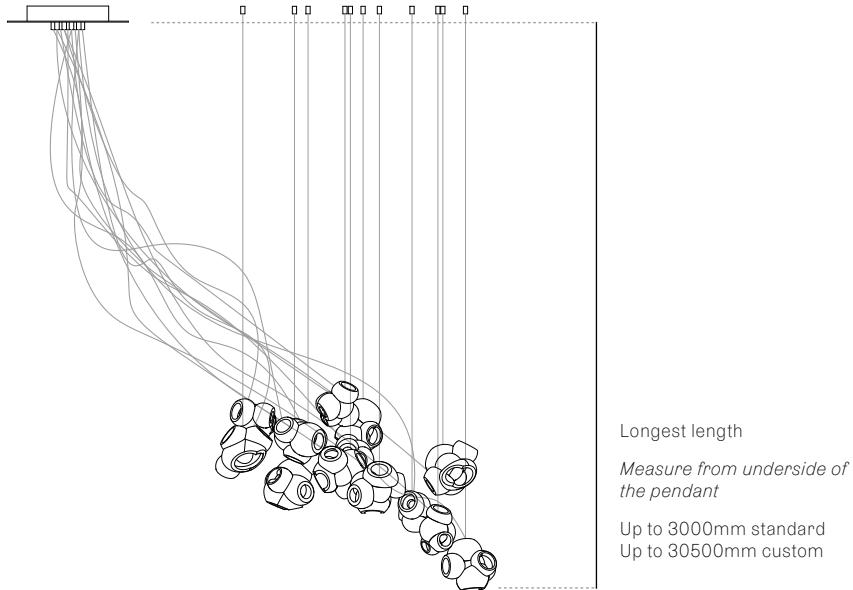


GENERAL GUIDE

Length range recommended, see specific specification for each fixture.



100 series uses a sculptural cable suspension system in a cluster configuration.


This series is a departure from other Bocci fixtures where pendants are designed to nestle together, rather than spread across a vertical range. Length ranges are recommended for each fixture to achieve the intended overall form. Deviation from this suggested range will not resemble product photography or drawings.

Specify only the longest pendant.


Drop lengths are supplied in clustered lengths within the range specified. Pendants should be touching or nestled closely together while composing the installation.

SPECIFIC FIXTURES

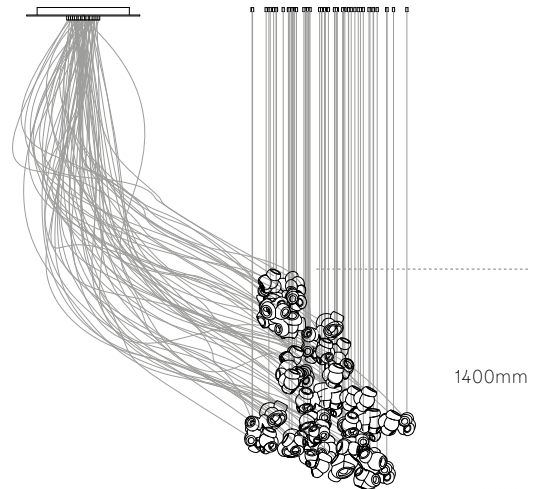
100.13 Round



100.37 Round



100.61 Round



100.19 Round

